
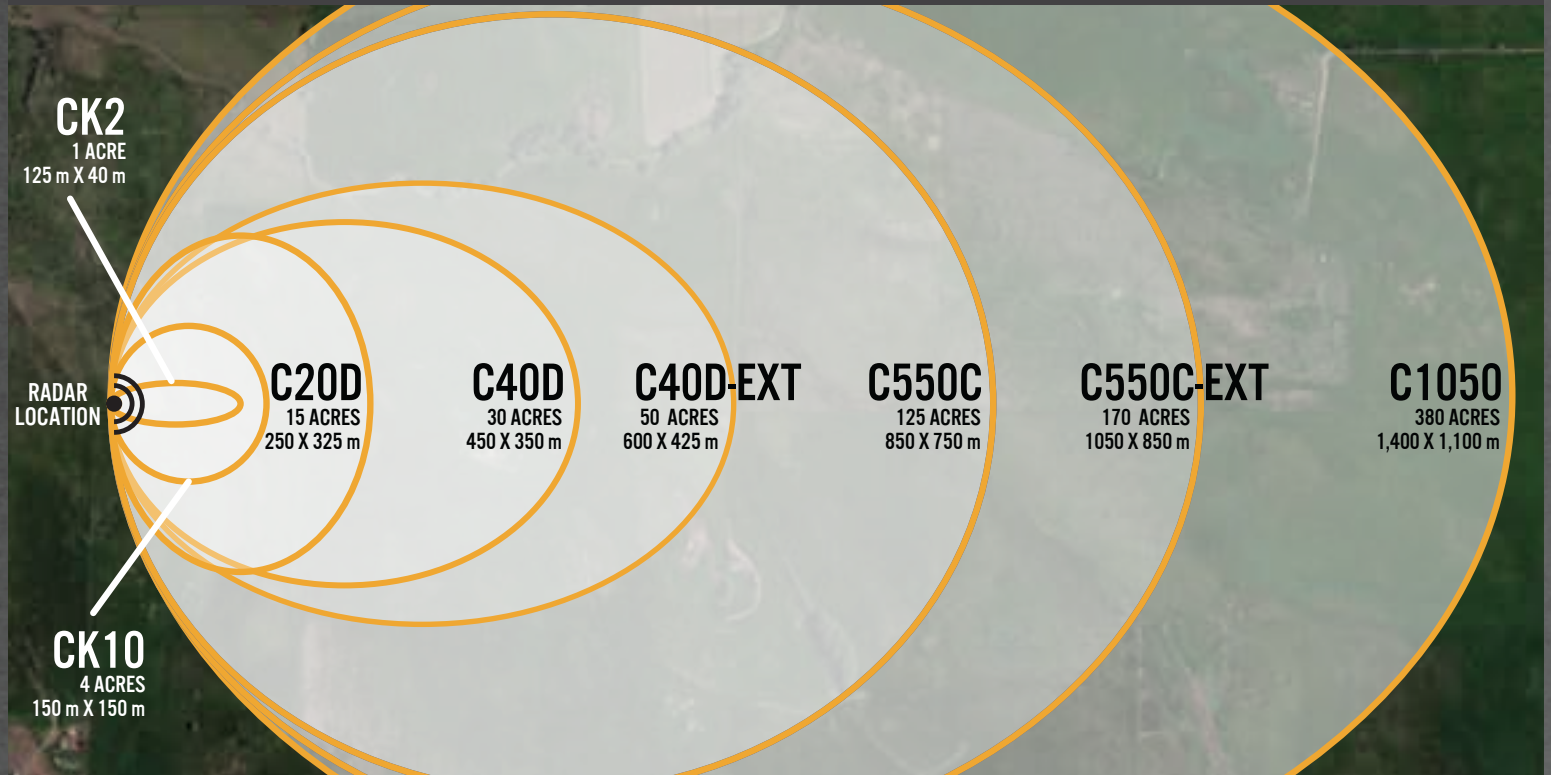


# GROUND & OVER-WATER RADAR



**C & CK Series**

## GROUND RADAR COVERAGE COMPARISON

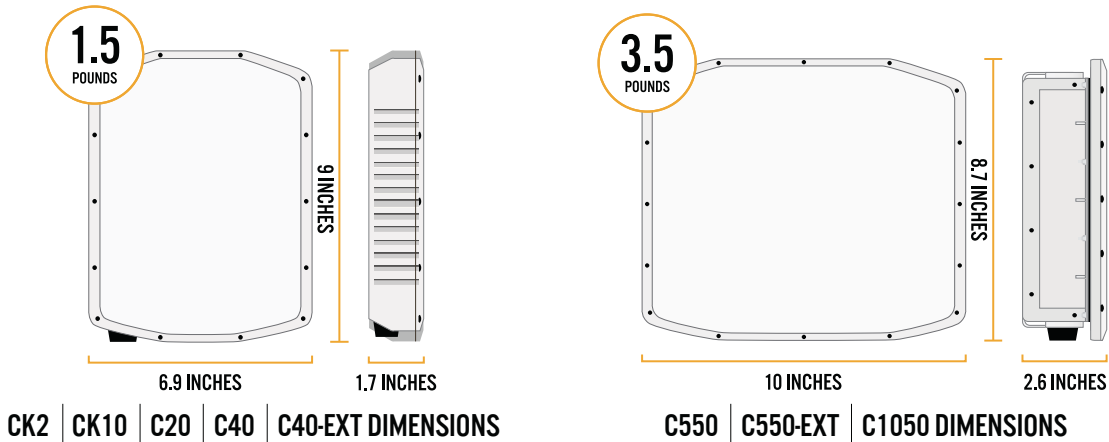


FOR MORE INFORMATION, CONTACT:  
sales@spotterrf.com  
801-742-5849  
spotterrf.com

**PROTECTION BEYOND FENCES**



# COMPACT SURVEILLANCE RADAR



GENERAL SPECIFICATIONS	CK-SERIES	
	24.0 to 24.25 GHz FCC & ETSI Unlicensed Band	
	CK2	CK10
SCAN RATE	Up to 8 times per second	
UPDATE RATE	Up to 8 times per second	
OUTPUT DATA	GPS coordinates, velocity, RCS, range, time angle, heading, accuracy, and duration	
OUTPUT PROTOCOL (PLATFORM)	JSON, XML, KML, Google Earth, NetworkedIO	
INTERFACE	Ethernet (Web UI or API)	
PHYSICAL INTERFACE	Passive PoE through IP67 RJ45 connector, 10/100 Mbps	
RUGGED/WATERPROOF	IP67/NEMA 6P compliant	
SETUP TIME	Less than 10 minutes using Web UI	
DETECTION RANGE	Walker: 5-125 m Vehicle: 5-175 m	Walker: 5-150 m Vehicle: 5-200 m
COVERAGE AREA	125 m x 40 m = 1 acre	150 m x 150 m = 4 acres
EFFECTIVE FIELD OF VIEW	Horizontal: 40 meters Vertical: 10 degrees	Horizontal: 90 degrees Vertical: 10 degrees
ANGULAR ACCURACY	±3 degrees	±3 degrees
RANGE RESOLUTION	1 meter	1 meter
SIMULTANEOUS TRACKS	10	20
SYSTEM POWER	7-8.5 W @ 12-30 VDC depending on duty cycle	7-8.5 W @ 12-30 VDC depending on duty cycle
TEMPERATURE RANGE	-30° C to 65° C -22° F to 149° F	-30° C to 65° C -22° F to 149° F

C-SERIES	10-10.6 GHz FCC Certified			
	C20D	C40D / C40D-EXT	C550C / C550C-EXT	C1050
DETECTION RANGE	Walker: 10-250 m Vehicle: 10-400 m	Walker: 20-450 m / 20-600 m Vehicle: 20-600 m / 20-850 m	Walker: 30-850 m / 30-1,050 m Vehicle: 30-1,250 m / 30-1,500 m	Walker: 35-1,400 m Vehicle: 35-2,000 m
COVERAGE AREA	250 m x 325 m = 15 acres	450 m x 350 m = 30 acres 600 m x 425 m = 50 acres	850 m x 750 m = 125 acres 1,050 m x 850 m = 170 acres	1,400 m x 1,100 m = 380 acres
EFFECTIVE FIELD OF VIEW	Horizontal: 120 degrees Vertical: 20 degrees	Horizontal: 90 degrees Vertical: 20 degrees	Horizontal: 90 degrees Vertical: 20 degrees	Horizontal: 90 degrees Vertical: 20 degrees
ANGULAR ACCURACY	Within 90° FOV: ±3 degrees Within 120° FOV: ±10 degrees	±3 degrees	±3 degrees	±3 degrees
RANGE RESOLUTION	1.5 meter	3 meters	3 meters	3.75 meters
SIMULTANEOUS TRACKS	20	20	30	30
SYSTEM POWER	5-9 W @ 12-30 VDC depending on duty cycle	5-9 W @ 12-30 VDC depending on duty cycle	8-13 W @ 12-30 VDC depending on duty cycle	20-24 W @ 18-30 VDC depending on duty cycle
TEMPERATURE RANGE	-30° C to 65° C -22° F to 149° F	-30° C to 65° C -22° F to 149° F	-30° C to 65° C -22° F to 149° F	-30° C to 55° C -22° F to 131° F

For more information contact

[sales@spotterrf.com](mailto:sales@spotterrf.com) 801-742-5849

